
ST. GREGORY THE GREAT CATHOLIC SCHOOL
SUMMER 2022
READING AND MATH ENRICHMENT



Students Entering First Grade August 2022

Dear St. Gregory Parents,

Happy summer! While you are enjoying your summer, please encourage your child to read as much as possible. Reading is one of the most important skills which can impact your child's academic success and confidence!

The following pages have information regarding the math and reading activities our first grade teachers would like your child to complete during the summer. Please send the completed activities with your child on the second day of school.

Our teachers strive to create a healthy social and emotional environment to build independent learners and thinkers in their classrooms. To ensure a positive and successful first-grade year all children should be able to complete the following skills before the start of school.



Math

Students should be able to...

1. Read and write numbers from 0-20
2. Understand addition and subtraction (putting together/adding to, taking apart/taking from)
3. Count by 1's, 2's, 5's, and 10's

English Language Arts

Students should be able to...

1. Identify the letters of the alphabet
2. Identify letter sounds
3. Identify consonants and vowels
4. Recognize vowel sounds
5. Read and write sight words
6. Understand and apply basic punctuation

Dear Incoming First Grade Parents:

Your child has worked very hard this year, and you should be very proud of her/his accomplishments and hard work.

In order to maintain the academic progress your child has made this year, it is of utmost importance to continue work in Math and Reading. We have compiled meaningful work to help prevent any academic loss.

Over the summer, it is highly encouraged to read every day for a minimum of 20 minutes. Read to your child, so that he/she will hear the rhythm of language and proper intonation. Read with expression and make it fun! Offer different genres, such as poetry and informational texts. Discuss the characters, setting, and problem in the book. Please use the Reading Log attached to record the time that your child has read.

First Grade Summer Reading

- Incoming First-grade students will read one non-fiction and one fiction book.
- Complete the activity the activities and have it ready to turn in to your teacher on the **second** day of school.
- Record the books that your child reads or has read to them on the reading log that is included.

First-Grade Math Readiness

- Included in this packet is a math readiness packet. Please print the packet and complete all pages.
- We encourage you to pace out the packet for your child. We want students to have a break during the summer yet also review skills that they learned during Kindergarten.
- The packet will be due to your child's teacher on the second day of school.
- Optional IXL activities are listed below.

IXL access: <http://www.ixl.com/signin/stgregory>

Username - your child's student ID@stgregory

Password - sgs

If the IXL skills change over the summer, the code in parenthesis will take you to the correct skill. Simply type in the code in the search bar and make sure it matches up with the skill description.

IXL:

- A.6 (L67) - Skip-counting by two
- A.7 (KWU) - Skip-counting by five
- A.8 (N89) - Skip-counting by ten
- B.1 (E8D) - Add with cubes - sums up to 10
- B.2 (H6S) - Add with pictures - sums up to 10
- B.3 (ESU) - Addition sentences up to 10 - which model matches
- D.1 (WUL) - Addition facts - sums up to 10
- D.2 (VSE) - Make a number using addition - sums up to 10
- D.5 (F6L) - Addition word problems with pictures - sums up to 10
- D.6 (P6D) - Addition word problems - sums up to 10

Calling all 1st Graders!

Please help your child choose two Summer Reading books. Your child will need to read:

1 non-fiction book about animals

1 fun fiction book

Please make sure the books your child reads are in their current reading level. They should be able to read the majority of the words themselves.

There are two short reports/projects your child will complete after reading their book. We will be presenting these at the beginning of the school year as an ice-breaker and a way to get to know each other a little better. :)

Both these project will be due _____

We can't wait to meet our future 1st Graders!!!

Name: _____

Non- Fiction Report

I chose a _____ as my
animal to learn more about.

My animal has _____ legs.

My animal lives in the _____

A cool fact about my animal is _____

Draw a picture of your animal in their habitat. Please label your animal, draw the food they eat and where they live. Take your time and use lots of colors!

Name: _____

Fiction Report

The title of my book is _____

One of the main characters in my book was

The best part of the book was when _____

Imagine you were magically transported into this book. Draw a picture of you playing with one of the characters. You can add speech bubbles, labels and don't forget the background! Get those creative juices flowing :)
















Name _____

My Summer Reading Log

CHECK ONE

Read to
Read with
Read independently

Color in the face to show how you like the book.

1.	Title	Author				  
2.	Title	Author				  
3.	Title	Author				  
4.	Title	Author				  
5.	Title	Author				  

1. Write the next 5 numbers that come after:

7, _____, _____, _____, _____, _____.

14, _____, _____, _____, _____, _____.

2. Fill in the missing number.







0	1	___	3	4	5	6	7	8
---	---	-----	---	---	---	---	---	---

3. Count to 100 by tens starting with 0.

0, _____, _____, _____, _____, _____.

_____, _____, _____, _____, _____, 100

4. Count the objects in each box and write the number.

 <p>_____</p> <p>-----</p> <p>_____</p>	 <p>_____</p> <p>-----</p> <p>_____</p>	 <p>_____</p> <p>-----</p> <p>_____</p>
 <p>_____</p> <p>-----</p> <p>_____</p>	 <p>_____</p> <p>-----</p> <p>_____</p>	 <p>_____</p> <p>-----</p> <p>_____</p>

5. Circle the group that has more.



6. Circle the group that has less.



7. What number is one more than:

9 _____


13 _____

18 _____


8. Follow the directions for each box.

Circle the number that is more. 8 6	Circle the number that is less. 11 9
Circle the number that is more. 12 10	Circle the number that is less. 20 15
Circle the number that is more. 5 2	Circle the number that is less. 4 2

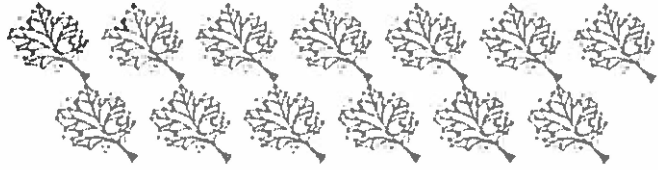
9. Look at the set of watering cans below. Circle the set of flowers that has the same number as the set of watering cans.




10. Circle the bird that is above the tree.




11. Circle the correct number of leaves.

		
12	13	14

12. Count the number of hats and write how many there are.



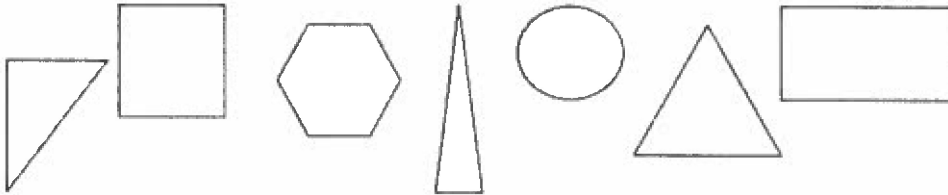
13. Circle the turkey that is in the middle.



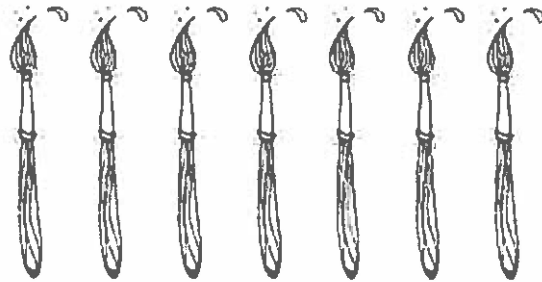
14. Write the missing number.

0 | 2 3 ____ 5 6 7

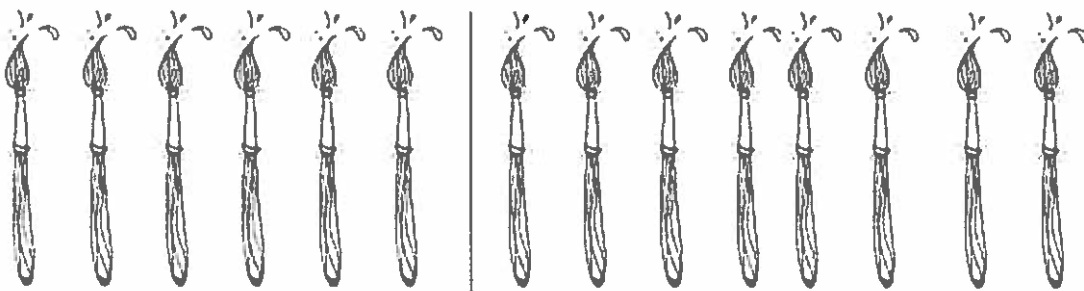
15. Circle all of the triangles.



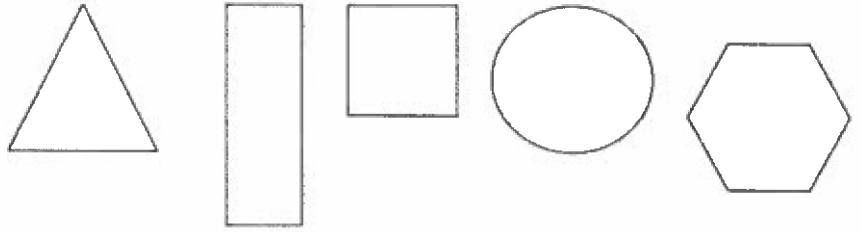
16. Count the number of paintbrushes.



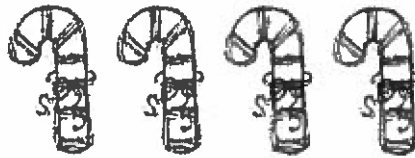
Circle the group below that has one more.




17. Color the hexagon purple.
Color the triangle yellow.
Color the square red.
Color the circle blue.
Color the rectangle green.




18. Count the candy canes.



Circle the group that has the same number as the candy canes?



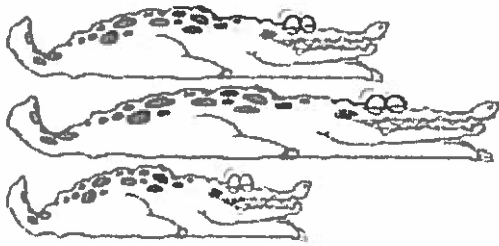
19. Circle the longer crayon.



20. Count the number of faces and write the number.



21. Color the shortest alligator green.



22. Fill in the number that is missing.

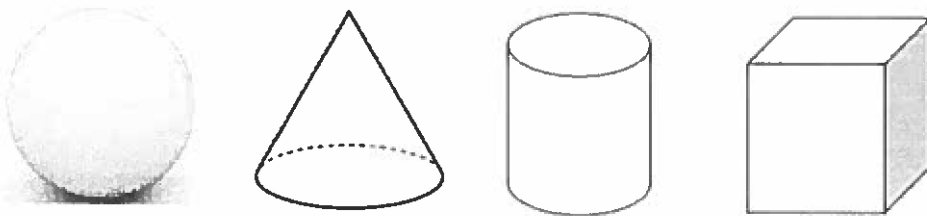
14 15 ___ 17 18 19 20

23. Put an X on the cylinder.

Color the cone red.

Circle the cube.

Color the sphere blue.



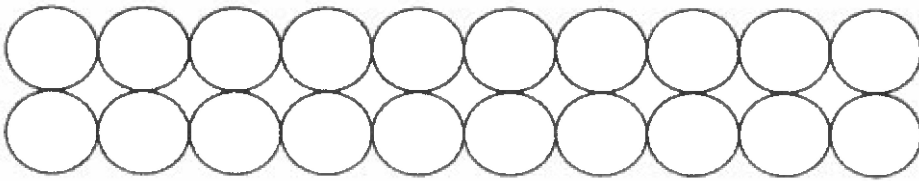
24. Circle the group that has less.




25. Fill in the missing numbers.

___ 8 9 10 ___ 12 13



26. Color 16 circles.



27. Circle the tallest giraffe.



28. Show 13.



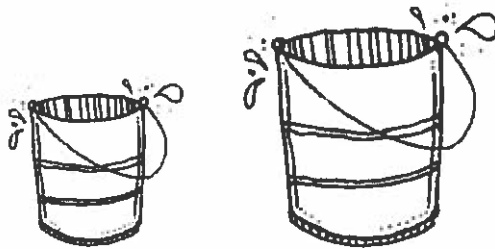
29. The number **15** is:

1 ten and 4 ones	1 ten and 5 ones	1 ten and 2 ones
------------------	------------------	------------------

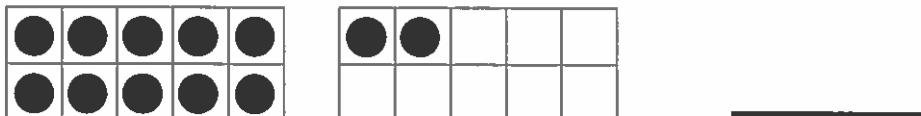
30. What number does this show?



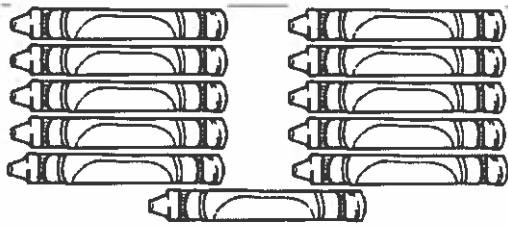
31. Circle the bucket that holds more.



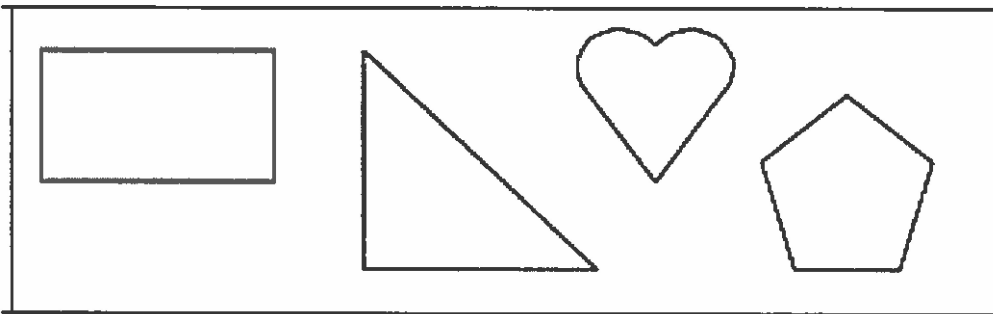
32. What number does this show?



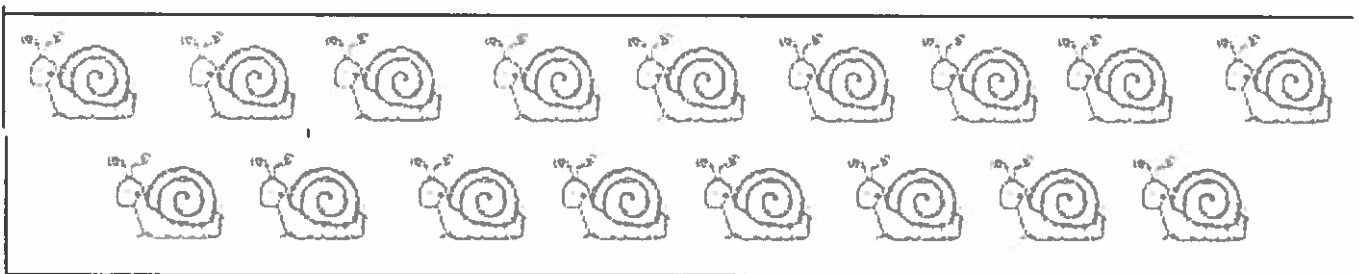
33. How many crayons are in this set?



34. Circle the shape with three corners.
Color the shape with five corners yellow.



35. Count the snails below.




Circle the number that is one more.

16	18	19	21
-----------	-----------	-----------	-----------

36. **12** is ten and _____ ones.

37. **18** is ten and _____ ones.

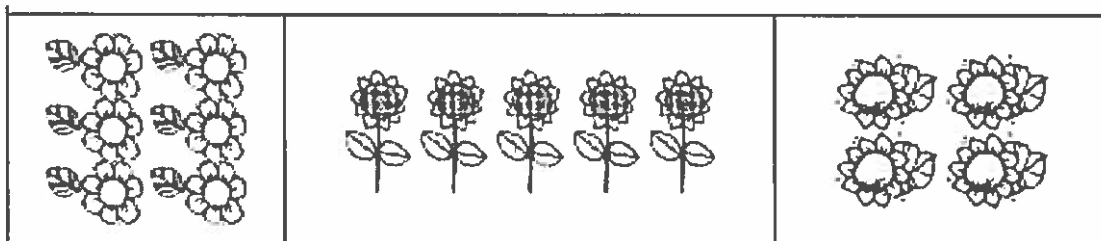
38. Color the object that is between the tree and the barn. Circle the object that is above the barn.



39. Count the number of watering cans.



Circle the set of flowers that is equal to the watering cans.



Solve the word problems and show your thinking of how you solved each problem. You can use pictures, words, or numbers.

40. Four butterflies were in the garden. Two more butterflies flew into the garden. How many butterflies are now in the garden?

41. Three students were in the art room. Two more students came into the art room. How many students are in the art room?

42. Thomas had 5 cookies. He ate one of them. How many cookies does Thomas have left?

43. Emma picked 8 flowers. She gave 4 to her mom. How many flowers does Emma have left?

44. Melissa had 6 stickers. She found 4 more stickers on her desk. How many stickers does Melissa have?

45. 5 apples are on the table. 3 are green and the rest are red. How many apples are red?

46. There were 9 birds in a tree. 3 birds flew away. How many birds are now in the tree?

47. Gabe has 5 orange cars and 3 blue cars. How many cars does Gabe have in all?

48. There were 9 animals on the farm. 4 were cows and the rest were chickens. How many chickens were on the farm?

49. Kim had 8 cookies. 6 were chocolate chip the rest were oatmeal. How many cookies were oatmeal?

CHALLENGE PAGE - Fill in the missing numbers:

1	2		4			7		9	10
	12	13			16		18		20
	22		24	25		27			30
31			34			37		39	
	42			45	46		48		50
51	52		54		56			59	
	62	63		65	66		68	69	70
71		73		75		77	78		80
81	82		84		86	87		89	
	92		94		96		98	99	100