

---

ST. GREGORY THE GREAT CATHOLIC SCHOOL  
SUMMER 2022  
READING AND MATH ENRICHMENT

---



Students Entering Kindergarten August 2022

Dear St. Gregory Parents,

Happy summer! While you are enjoying your summer, please encourage your child to read as much as possible. Reading is one of the most important skills which can impact your child's academic success and confidence!

The following pages have information regarding the math and reading activities our kindergarten teachers would like your child to complete during the summer. Please send the completed activities with your child on the second day of school.

Our teachers strive to create a healthy social and emotional environment to build independent learners and thinkers in their classrooms. To ensure a positive and successful Kindergarten year all children should be able to complete the following skills before the start of school.



### **Self Help Skills**

Students should be able to...

1. zip and unzip backpack
2. fasten Velcro shoes
3. open and close lunchbox
4. verbally state first and last name
5. verbally express bathroom needs

### **Math**

Students should be able to ...

1. count to 10 orally
2. count groups of objects up to 10
3. recognize basic shapes: circle, triangle, square, rectangle
4. identify positions: above, below, beside, between
5. write numbers 0 to 9


### **English Language Arts**

Students should be able to...

1. write their first name
2. hold a pencil with proper grip
3. recognize upper and lower-case letters
4. know some letter sounds
5. demonstrate front/back/spine of a book
6. hold a book properly

## Kindergarten Summer Reading

Students will read *Pete the Cat, I Love My White Shoes* by Eric Litwin and James Dean. They may also watch the read aloud by the author, found on YouTube.



- Complete brown bag book report using a lunch bag, grocery bag, brown gift bag, etc.
- On the front of the bag draw the cover of the book. On the back of the bag, write your name.
- Inside the bag, put clues representing the story. You can use any items you wish. You will have something white, red, blue, and brown. Be prepared to stand in front of the class and talk about the items you chose.
- In addition to the mandatory book, students will read and record other books of their choosing in the Reading Log included.

## Kindergarten Math-Readiness

- Included in this packet is a math readiness packet. Please print the packet and complete all pages.
- We encourage you to pace out the packet for your child. We want students to have a break during the summer yet also review skills that they learned during Pre-K4.
- The packet will be due to your child's teacher on the second day of school.
- Optional IXL activities are listed below.

**IXL access:** <http://www.ixl.com/signin/stgregory>

**Username - your child's student ID@stgregory**

**Password - sgs**

If the IXL skills change over the summer, the code in parenthesis will take you to the correct skill. Simply type in the code in the search bar and make sure it matches up with the skill description.

### **IXL:**

A.5 (7A3) Count using stickers up to 3

B.3 (EAM) Count pictures up to 5

C.1 (Z7T) Identify numbers up to 10

H.1 (W9T) Color patterns

N.1 (DHH) Inside and outside

N.3 (2XE) Top, Middle, Bottom

N.5 (9DZ) Above and below

Q.4 (8JL) Classify shapes by color

V.2 (ASA) Circles

V.3 (N6Y) Triangles

V.4 (2WP) Squares

Name \_\_\_\_\_


# My Summer Reading Log

CHECK ONE


Read to  
Read with  
Read independently

Color in the face to show how you like the book.

1.

Title	Author				
-------	--------	--	--	--	-------------------------------------------------------------------------------------

2.

Title	Author				
-------	--------	--	--	--	-------------------------------------------------------------------------------------

3.

Title	Author				
-------	--------	--	--	--	--------------------------------------------------------------------------------------

4.

Title	Author				
-------	--------	--	--	--	---------------------------------------------------------------------------------------

5.

Title	Author				
-------	--------	--	--	--	---------------------------------------------------------------------------------------



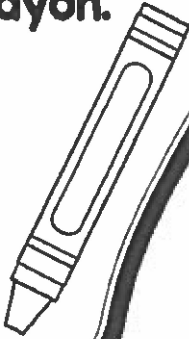
Name: \_\_\_\_\_



Number of the Day


1

Draw one crayon.



Draw 1 tally mark.

Color one blue.



--	--	--	--	--	--

Number of the Day

2


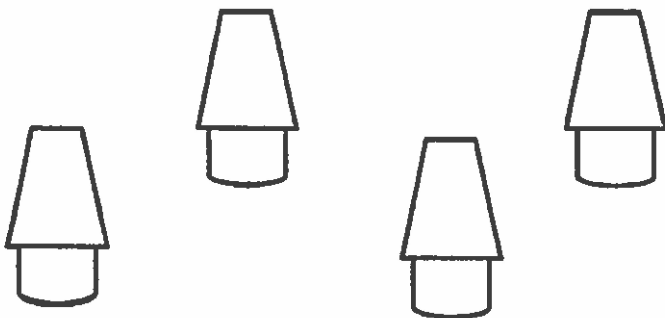


Draw two pencils.



Draw 2 tally marks.

Color two yellow.



2

2

2

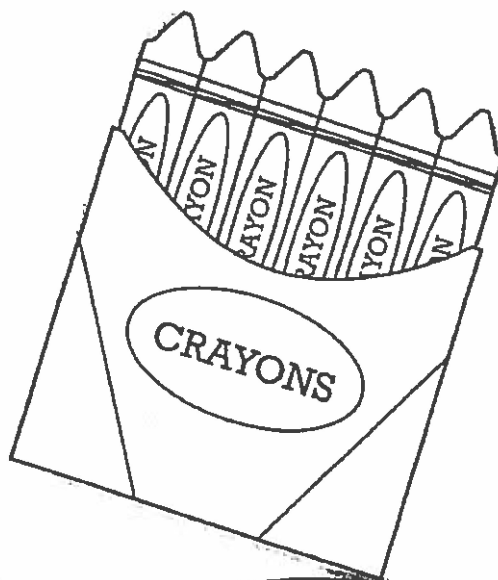
2

2

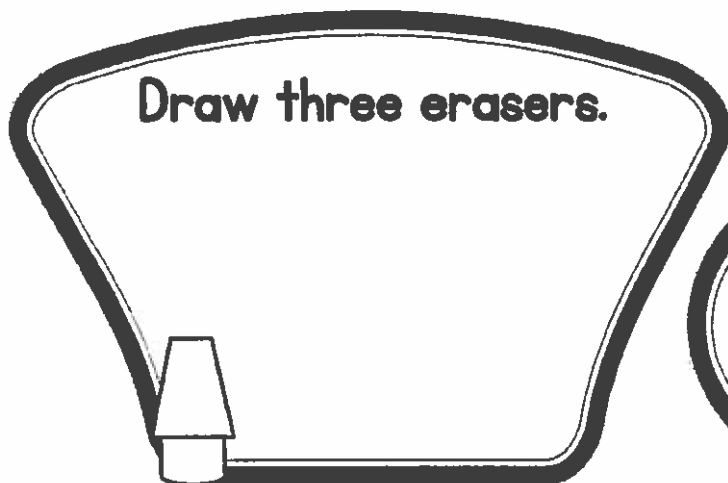
2

Number of the Day

3



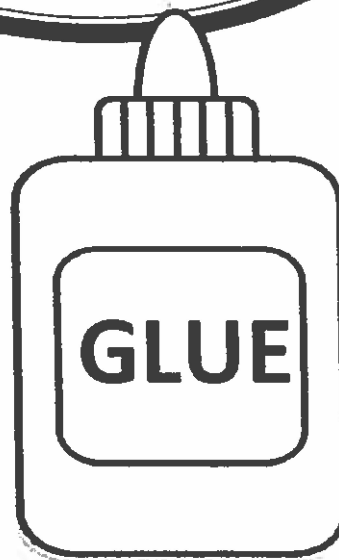
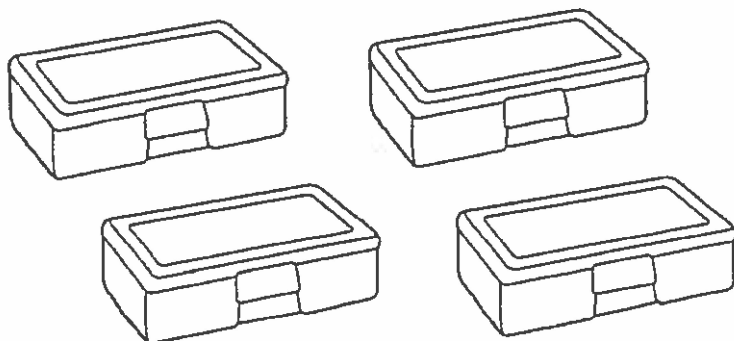
Draw three erasers.



Draw 3 tally marks.



Color three red.



3


3

3

3

3

3




Number of the Day

4





Draw 4 tally marks.


Draw four glue sticks.

A small illustration of a glue stick with a cap, positioned at the bottom right corner of the instruction box.

Color four pink.

Four simple line drawings of books, scattered within the box.

4




Number of the Day

5

Draw 5 tally marks.

Draw five notebooks.

Color five green.



5


5

5

5

5

5



## Number of the Day

6

odd  
or  
even

Draw 6 beach balls.



Write the number.

\_\_\_\_\_

-----

\_\_\_\_\_

Use cubes to  
add the numbers:

$$6 + 3 =$$

$$6 + 1 =$$

$$6 + 4 =$$



Draw six tally marks.

Write the missing numbers.



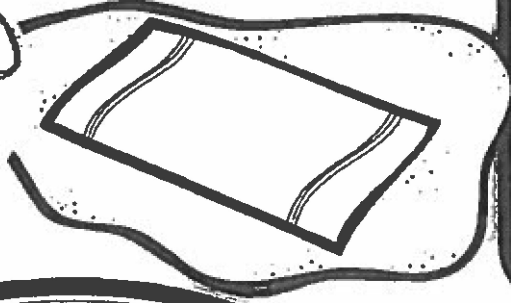
6



8

9





## Number of the Day

7

odd  
or  
even


Write the number.

\_\_\_\_\_


-----

\_\_\_\_\_

Draw 7 tally marks.



Circle the group  
that has more.



Use cubes to  
add:

$$7 + 3 =$$

$$7 + 2 =$$

$$7 + 4 =$$

Write the missing numbers.

7




9



11





Number of the Day

8

odd  
or  
even

Write the number.


\_\_\_\_\_

-----

\_\_\_\_\_

Draw 8 tally marks.

Circle the group  
that has more.



Use cubes to  
add.

$$8 + 2 =$$

$$8 + 1 =$$

$$8 + 3 =$$

Write the missing numbers.

8



10



12








Number of the Day

9	odd or even
---	-------------------

Draw 9 tally marks.




Write the number.

---


---

---


Use cubes to add:

$$9 + 1 =$$
$$9 + 4 =$$
$$9 + 3 =$$


Draw nine suns.



Write the missing numbers.





## Number of the Day

10

odd  
or  
even

Draw ten crayons.



Write the number.

\_\_\_\_\_

-----

\_\_\_\_\_

Use cubes to  
add.

$$10 + 2 =$$

$$10 + 5 =$$

$$10 + 1 =$$

Draw 10 tally marks.

Write the missing numbers.



6

7



9

10

# Practice counting to 100 HUNDRED CHART



1	2	3	4	5	6	7	8	9	10
11	12	13	14	15	16	17	18	19	20
21	22	23	24	25	26	27	28	29	30
31	32	33	34	35	36	37	38	39	40
41	42	43	44	45	46	47	48	49	50
51	52	53	54	55	56	57	58	59	60
61	62	63	64	65	66	67	68	69	70
71	72	73	74	75	76	77	78	79	80
81	82	83	84	85	86	87	88	89	90
91	92	93	94	95	96	97	98	99	100