
ST. GREGORY THE GREAT CATHOLIC SCHOOL

SUMMER 2024

READING AND MATH ENRICHMENT



Students Entering Second Grade August 2024

Dear St. Gregory Parents,


Happy summer! While you are enjoying your summer, please encourage your child to read as much as possible. Reading is one of the most important skills which can impact your child's academic success and confidence!

The following pages have information regarding the math and reading activities our second grade teachers would like your child to complete during the summer. Please send the completed activities with your child on the second day of school.


Second Grade Super Stars Summer Reading

Dear future second graders, please choose **one** of the following books to read this summer:

A Friend for Dragon by Dav Pilkey or *Diary of a Pug* by Kyla May



- If you choose A Friend for Dragon, create a fun comic strip! You will draw and color a picture for six events that happen in the story. Draw them in the order of how they happen in the book. You may use labels and speech bubbles to write your sentences. You should have a minimum of one sentence per drawing. Have fun drawing Dragon by using the “How to Draw Dragon” pages in the book.
- If you choose to read Diary of a Pug, please create four diary entries to add to the book ending. Each diary entry should be a minimum of one sentence with a picture. You may also create the diary entry with comic drawings like the book.
- The assignment can be made with any medium and be any size. Be as creative as you want 😊.
- Please hand into you second grade teacher on the 2nd day of school.
- Be ready to share the first week of school.
- In addition to the mandatory book, students will read at least two more books of their choosing. At least one of the books needs to be nonfiction.
- Record all the books that your child reads or has read to them on the reading log that is included.



Second Grade Math Readiness

- Included in this packet is a math readiness assignment. Please print the packet and complete all pages.
- We encourage you to pace out the packet for your child. We want students to have a break during the summer yet also review skills that they learned during first grade.
- The packet will be due to your child’s teacher on the second day of school.

Name _____



My Summer Reading Log

CHECK ONE




Read to
Read with
Read independently

Color in the face to show how you like the book.

1.

Title	Author				  
-------	--------	--	--	--	---




2.

Title	Author				  
-------	--------	--	--	--	---

3.

Title	Author				  
-------	--------	--	--	--	--

4.

Title	Author				  
-------	--------	--	--	--	---

5.

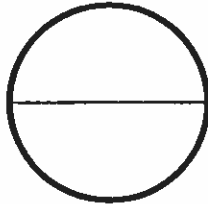
Title	Author				  
-------	--------	--	--	--	---

Name: _____

Follow the directions below each shape.



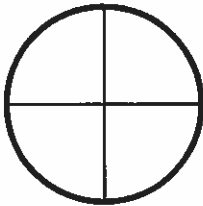
Color one fourth of the rectangle.



Color one half of the circle.




Color two fourths of the rectangle.




Color three fourths of the circle.




Color four fourths of the rectangle.




Color one half of the square.




Color one fourth of the square.



Color three fourths of the rectangle.

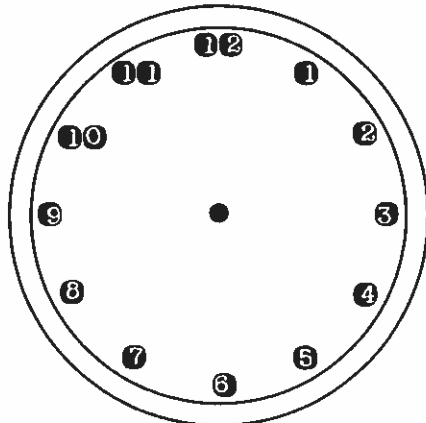


Color two fourths of the circle.

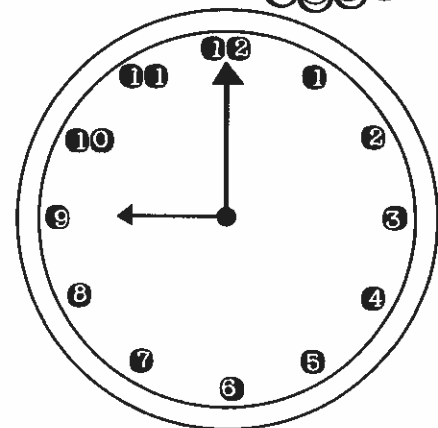


Name: _____

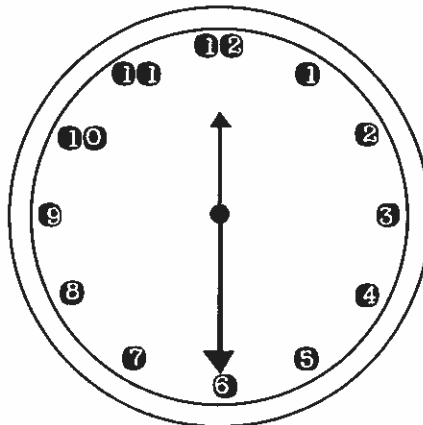
Draw the missing hands or write the time in the space below each clock.



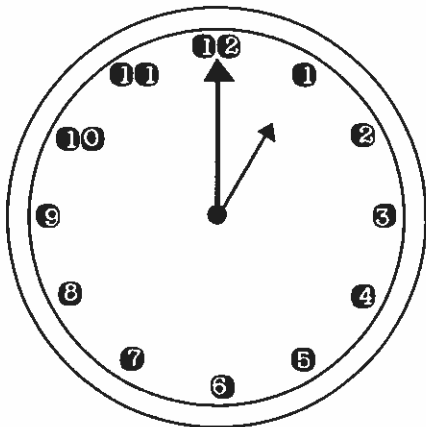
3 : 00



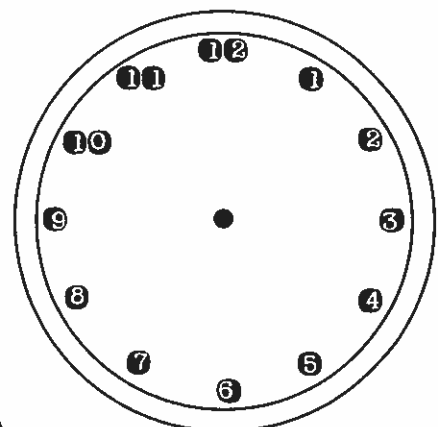
_____ : _____



_____ : _____



_____ : _____



2 : 30








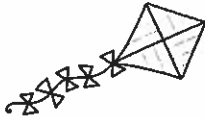
12 : 30



Name: _____


Count how many birds, rainbows, suns, and kites you see. Then graph the total number below. Hint: It may help to color the pictures as you go!



6				
5				
4				
3				
2				
1				
				

Name: _____

Solve each of the number sentences in the fact family. Then write the three members of the fact family at the bottom of each box.



$$_ + 8 = 15$$

$$15 - _ = 7$$

$$6 + _ = 16$$

$$_ - 10 = 6$$

$$2 + _ = 5$$

$$_ - 3 = 2$$

$$_ + 4 = 12$$


$$12 - _ = 8$$

$$_ - 3 = 7$$

$$3 + _ = 10$$

$$9 + _ = 13$$

$$_ - 4 = 9$$



Name: _____

Subtraction
to Missing
Addend

1.OA.B.4

Rewrite each subtraction number sentence as a missing addend number sentence, then solve.

$$10 - 8 = \underline{\quad}$$

$$8 + \underline{\quad} = 10$$

$$5 - 3 = \underline{\quad}$$

$$3 + \underline{\quad} = 5$$

$$15 - 6 = \underline{\quad}$$

$$6 + \underline{\quad} = 15$$

$$9 - 4 = \underline{\quad}$$

$$4 + \underline{\quad} = 9$$

$$12 - 7 = \underline{\quad}$$

$$7 + \underline{\quad} = 12$$

$$18 - 8 = \underline{\quad}$$


$$8 + \underline{\quad} = 18$$

$$8 - 3 = \underline{\quad}$$

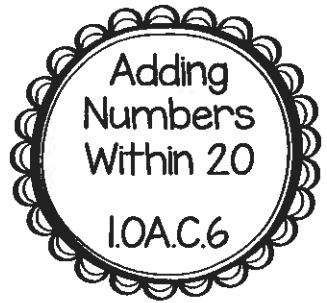
$$3 + \underline{\quad} = 8$$

$$14 - 7 = \underline{\quad}$$

$$7 + \underline{\quad} = 14$$



Name: _____



Add it Up!

	+2	+6	+9	+1	+10	+4
7	9 <small>(2+7=9)</small>	13				
2						
9						
4						
10						
3						
0						
8						

Name: _____

Determine whether each number sentence is true or false. If it is true, color the kite blue. If it is false, color the kite red.



$9 \times 5 = 14$

$14 = 18 - 4$

$6 = 4 + 3$

$3 + 6 = 5 + 4$

$16 = 13 + 5$

$12 = 7 + 5$


$14 - 2 = 8$

$1 + 4 = 2 + 6$

$10 - 2 = 3 + 5$

Name: _____

Fill in the missing numbers
on the 120 chart.



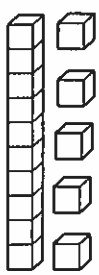
			4					
								20
	22							
							39	
					47			
		63						
					76			
81								
				105				
							118	

Name: _____



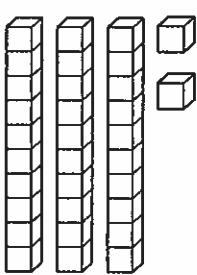
Count the base ten blocks, then write each number in standard form and expanded form.

Example: Standard: 64 Expanded: $60+4=64$



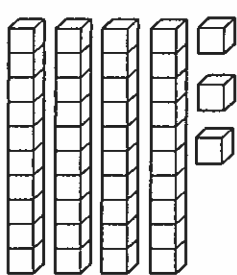
Standard Form

Expanded Form
_____ + _____ = _____



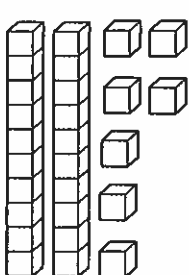
Standard Form

Expanded Form
_____ + _____ = _____



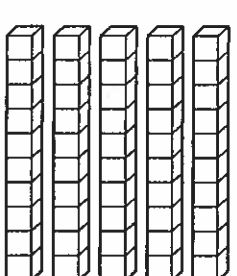
Standard Form

Expanded Form
_____ + _____ = _____



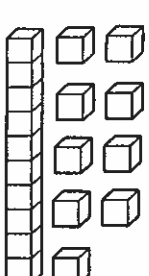
Standard Form

Expanded Form
_____ + _____ = _____



Standard Form

Expanded Form
_____ + _____ = _____



Standard Form









Expanded Form
_____ + _____ = _____

Name: _____

Fill in the symbols $<$ and $>$
to compare the numbers
on the butterflies' wings.




Example:

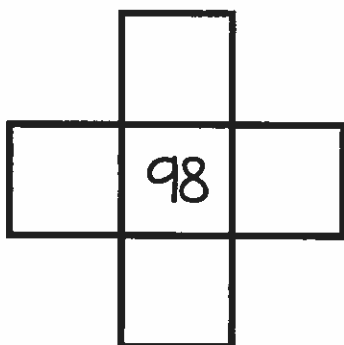
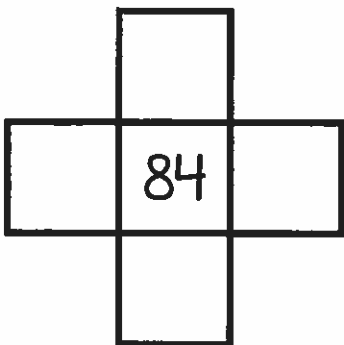
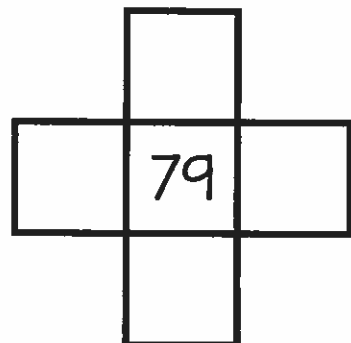
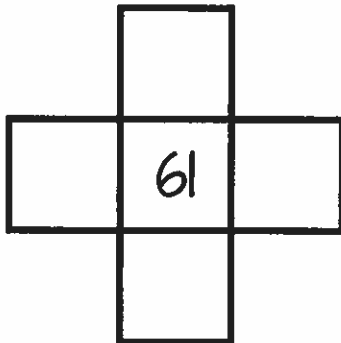
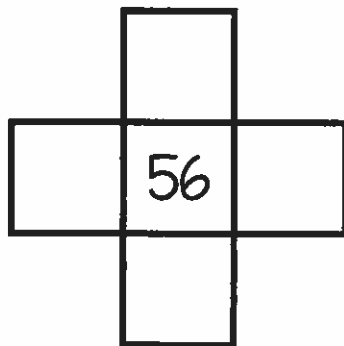
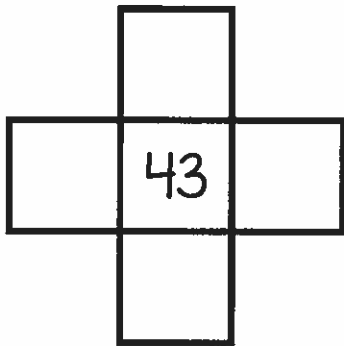
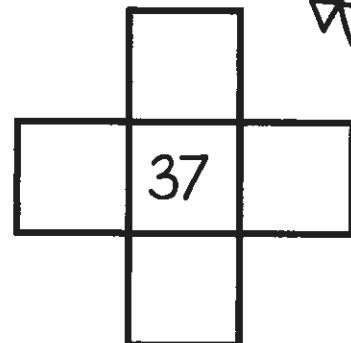
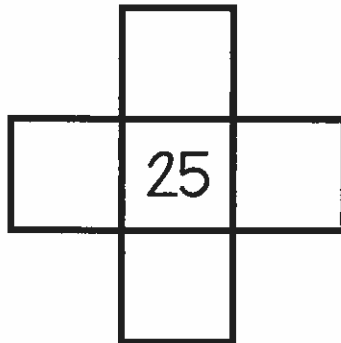
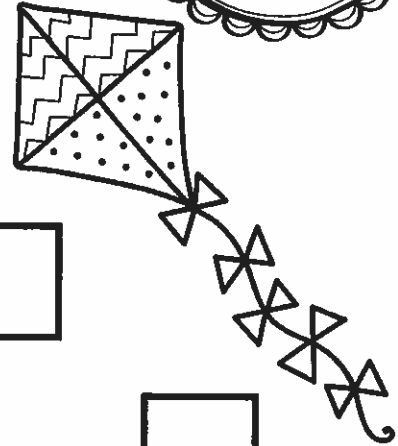
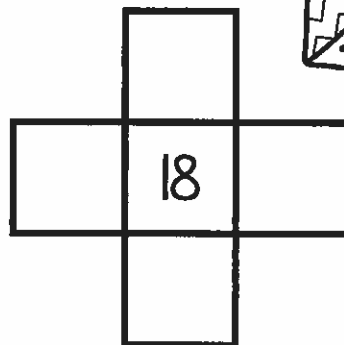
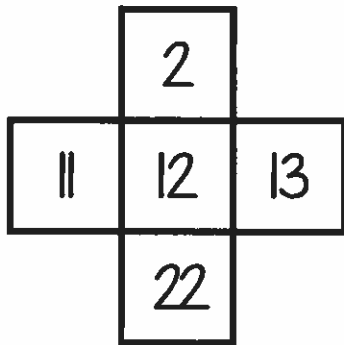


Name: _____

Complete each piece of the 100s chart by filling in 10 more, 10 less, 1 more, and 1 less than the number shown.



Example:



Name: _____

Solve each of the missing number word problems. Be sure to draw a picture or write an equation to show your work.



On Monday, Jack ate 5 cookies. On Wednesday he ate a few more and finished the box. By Friday he had eaten 12 cookies. How many cookies did he eat on Wednesday?

Sarah solved some math problems during math class. Out of 15 problems, she got 9 correct. How many did she get wrong?

Name: _____

Solve each of the word problems. Be sure to draw a picture or write an equation to show your work.

Word
Problems

1.OA.A.2

Anna picked 3 flowers from her garden, 4 flowers from her friend's garden, and 6 flowers from her mom's garden. How many flowers did she pick all together?

Jack decided to have a lemonade stand. During the first hour he sold 7 cups, during the second hour he sold 5 cups, and during the third hour he sold 6 cups. How many cups of lemonade did Jack sell in all?