
ST. GREGORY THE GREAT CATHOLIC SCHOOL

SUMMER 2024

READING AND MATH ENRICHMENT



Students Entering Kindergarten August 2024

Dear St. Gregory Parents,

Happy summer! While you are enjoying your summer, please encourage your child to read as much as possible. Reading is one of the most important skills which can impact your child's academic success and confidence!

The following pages have information regarding the math and reading activities our kindergarten teachers would like your child to complete during the summer. Please send the completed activities with your child on the second day of school.

Our teachers strive to create a healthy social and emotional environment to build independent learners and thinkers in their classrooms. To ensure a positive and successful Kindergarten year all children should be able to complete the following skills before the start of school.



Self Help Skills

Students should be able to...

1. zip and unzip backpack
2. fasten Velcro shoes
3. open and close lunchbox
4. verbally state first and last name
5. verbally express bathroom needs

Math

Students should be able to ...

1. count to 10 orally
2. count groups of objects up to 10
3. recognize basic shapes: circle, triangle, square, rectangle
4. identify positions: above, below, beside, between
5. write numbers 0 to 9


English Language Arts

Students should be able to...

1. write their first name
2. hold a pencil with proper grip
3. recognize upper and lower-case letters
4. know some letter sounds
5. demonstrate front/back/spine of a book
6. hold a book properly

Kindergarten Summer Reading

Students will read *Pete the Cat, I Love My White Shoes* by Eric Litwin and James Dean. They may also watch the read aloud by the author, found on YouTube.



- Complete brown bag book report using a lunch bag, grocery bag, brown gift bag, etc.
- On the front of the bag draw the cover of the book. On the back of the bag, write your name.
- Inside the bag, put clues representing the story. You can use any items you wish. You will have something white, red, blue, and brown. Be prepared to stand in front of the class and talk about the items you chose.
- In addition to the mandatory book, students will read and record other books of their choosing in the Reading Log included.

Kindergarten Math-Readiness

- Included in this packet is a math readiness packet. Please print the packet and complete all pages.
- We encourage you to pace out the packet for your child. We want students to have a break during the summer yet also review skills that they learned during Pre-K4.
- The packet will be due to your child's teacher on the second day of school.
- Optional IXL activities are listed below.

IXL access: <http://www.ixl.com/signin/stgregory>

Username - your child's student ID@stgregory

Password - sgs

If the IXL skills change over the summer, the code in parenthesis will take you to the correct skill. Simply type in the code in the search bar and make sure it matches up with the skill description.

IXL:

A.5 (7A3) Count using stickers up to 3

B.3 (EAM) Count pictures up to 5

C.1 (Z7T) Identify numbers up to 10

H.1 (W9T) Color patterns

N.1 (DHH) Inside and outside

N.3 (2XE) Top, Middle, Bottom

N.5 (9DZ) Above and below

Q.4 (8JL) Classify shapes by color

V.2 (ASA) Circles

V.3 (N6Y) Triangles

V.4 (2WP) Squares
















Name _____

My Summer Reading Log

CHECK ONE

Read to
Read with
Read independently

Color in the face to show how you like the book.

1.	Title	Author				  
2.	Title	Author				  
3.	Title	Author				  
4.	Title	Author				  
5.	Title	Author				  

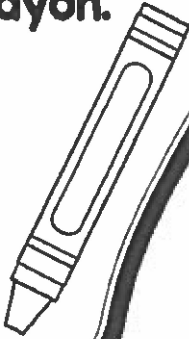
Name: _____



Number of the Day


1

Draw one crayon.



Draw 1 tally mark.

Color one blue.



--	--	--	--	--	--

Number of the Day

2


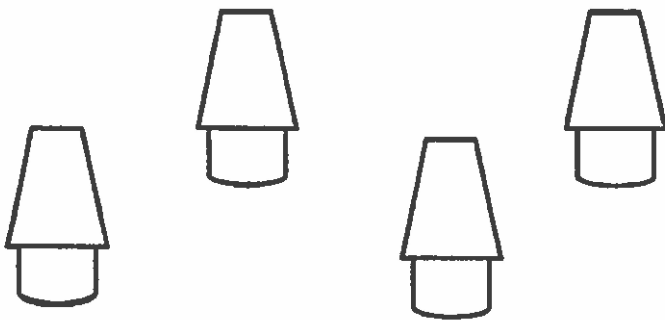


Draw two pencils.



Draw 2 tally marks.

Color two yellow.



2

2

2

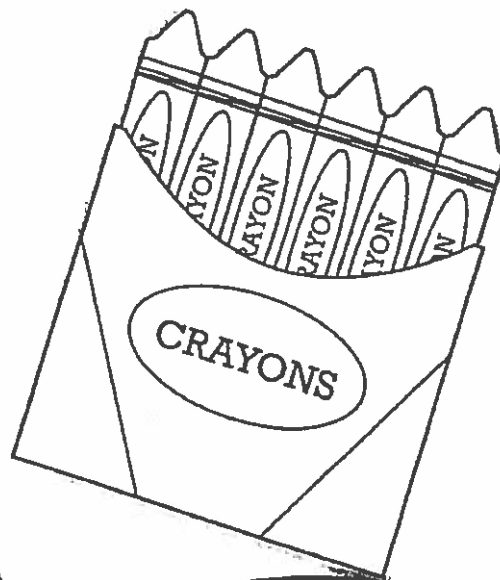
2

2

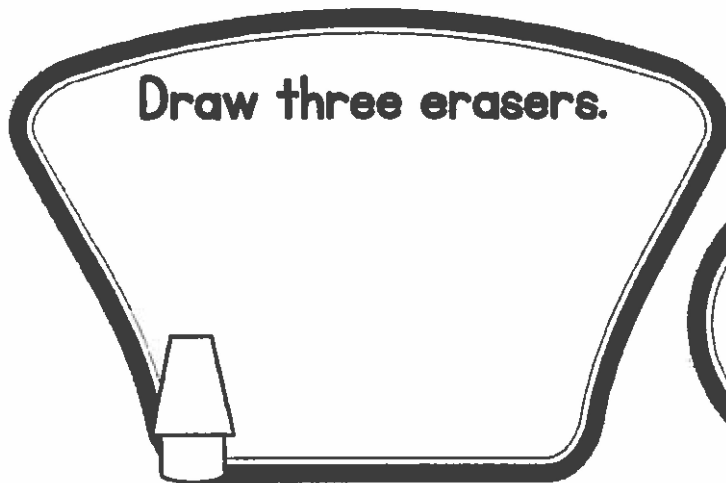
2

Number of the Day

3



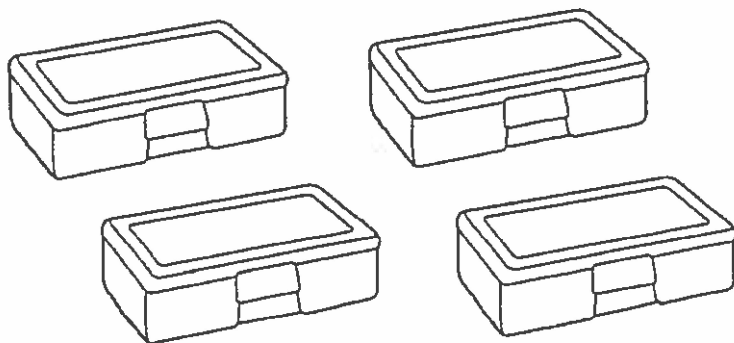
Draw three erasers.



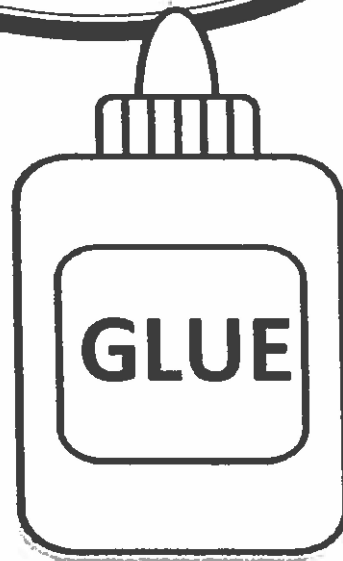
Draw 3 tally marks.



Color three red.



GLUE



3


3

3

3

3

3



Number of the Day


4

A rounded rectangular box containing the text "Number of the Day" at the top and a large number "4" centered within a smaller square frame.

Draw 4 tally marks.


An oval-shaped area with a thick border, containing the text "Draw 4 tally marks." at the top.

Draw four glue sticks.


A small, vertical glue stick with a cap, positioned at the bottom right corner of the shape.

A large, irregular shape with a thick border, containing the text "Draw four glue sticks." at the top.

Color four pink.


Four small, simple line drawings of books, scattered within the box.

A rounded rectangular box containing the text "Color four pink." at the top and four small book icons below.



4

A long horizontal box with a thick border, containing a large number "4" on the left and a grid of dashed lines for tracing practice.




Number of the Day

5

Draw 5 tally marks.

Draw five notebooks.

Color five green.



5


5

5

5

5

5



Number of the Day

6

odd
or
even

Draw 6 beach balls.



Write the number.

Use cubes to
add the numbers:

$$6 + 3 =$$

$$6 + 1 =$$

$$6 + 4 =$$



Draw six tally marks.

Write the missing numbers.



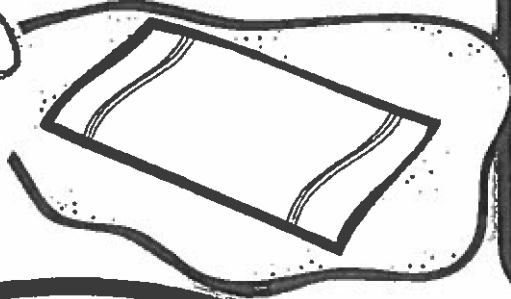
6



8

9





Number of the Day


7

odd
or
even

Write the number.

Draw 7 tally marks.

Circle the group
that has more.



Use cubes to
add:

$$7 + 3 =$$

$$7 + 2 =$$

$$7 + 4 =$$

Write the missing numbers.

7




9



11





Number of the Day


8

odd
or
even

Write the number.

Draw 8 tally marks.

Circle the group
that has more.



Use cubes to
add.

$$8 + 2 =$$

$$8 + 1 =$$

$$8 + 3 =$$

Write the missing numbers.

8



10



12






Number of the Day

9

odd
or
even

Draw 9 tally marks.



Write the number.

Use cubes to
add:

$$9 + 1 =$$

$$9 + 4 =$$

$$9 + 3 =$$



Draw nine suns.



Write the missing numbers.

9



11



13





Number of the Day

10

odd
or
even

Draw ten crayons.



Write the number.

Use cubes to
add.

$$10 + 2 =$$

$$10 + 5 =$$

$$10 + 1 =$$

Draw 10 tally marks.

Write the missing numbers.



6

7

9

10

Practice counting to 100

HUNDRED CHART



1	2	3	4	5	6	7	8	9	10
11	12	13	14	15	16	17	18	19	20
21	22	23	24	25	26	27	28	29	30
31	32	33	34	35	36	37	38	39	40
41	42	43	44	45	46	47	48	49	50
51	52	53	54	55	56	57	58	59	60
61	62	63	64	65	66	67	68	69	70
71	72	73	74	75	76	77	78	79	80
81	82	83	84	85	86	87	88	89	90
91	92	93	94	95	96	97	98	99	100